A1

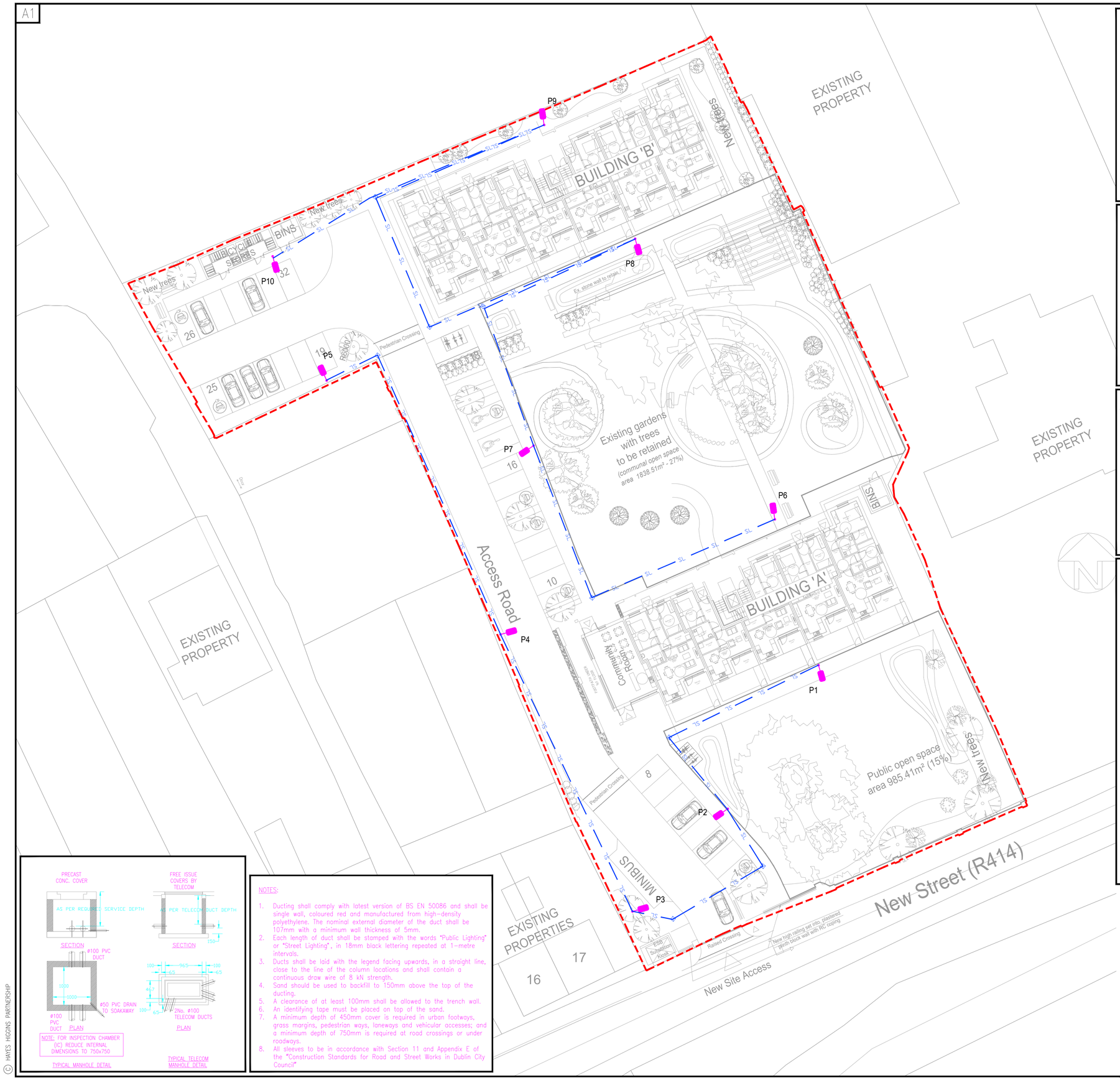


LEGEND

| | |
|---|---|
| —SL— | EXTERNAL LIGHTING DUCT ø100mm (RED) |
| P'n' | LED LANTERN, 22W, 3400lm, 4000K DW50 DISTRIBUTION ON 6m POLE |
| | MANHOLE FOR DRAWING WIRES, ACCESS AND MAINTENANCE. |
| MPn | ESB MINIPILLAR "n" |
| uPn | PL MICROPILLAR "n" |

TYPICAL TRENCH DETAIL – SCALE = NTS
SEPARATION DISTANCES TO BE CONFIRMED WITH SERVICE PROVIDERS SEPARATION DISTANCES

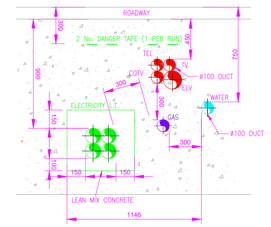


SECTION OF DISPOSITION OF MAINS IN WALKWAYS

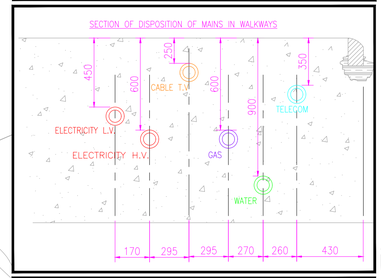


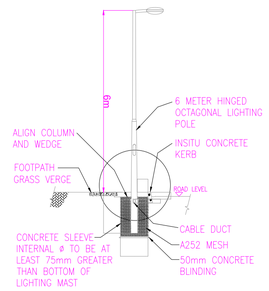


TYPICAL LAMP STANDARD DETAIL

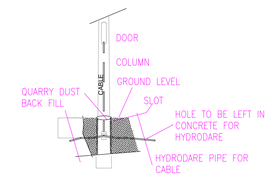


NOTES:

GENERAL NOTES:

1. THIS DRAWING TO BE READ IN CONJUNCTION WITH ALL RELEVANT ARCHITECTS, C&S ENGINEERS DRAWINGS & SPECIFICATIONS.
2. ALL WORKS TO BE CARRIED OUT IN ACCORDANCE WITH THE RELEVANT BUILDING REGULATIONS.
3. DO NOT SCALE – WORK TO FIGURE DIMENSIONS ONLY.

PROJECT NOTES:

1. ALL DUCT COVERS TO BE UNBRANDED.

IHEEM

ENGINEERS IRELAND
cpd ACCREDITED COMPANY

Referenced drawings

| Dwg No. | Dwg Title |
|---|---|
| | |

Issue register

| Rev. | Date | Description | Dwn. | Chkd. | Appvd. |
|---|---|---|---|---|---|
| P1 | 05/07/23 | INFORMATION | HP | BC | BC |
| P2 | 05/09/23 | INFORMATION | HP | BC | BC |




NOTES:

1. Ducting shall comply with latest version of BS EN 50086 and shall be single wall, coloured red and manufactured from high-density polyethylene. The nominal external diameter of the duct shall be 107mm with a minimum wall thickness of 5mm.
2. Each length of duct shall be stamped with the words "Public Lighting" or "Street Lighting", in 18mm black lettering repeated at 1-metre intervals.
3. Ducts shall be laid with the legend facing upwards, in a straight line, close to the line of the column locations and shall contain a continuous draw wire of 8 kN strength.
4. Sand should be used to backfill to 150mm above the top of the ducting.
5. A clearance of at least 100mm shall be allowed to the trench wall.
6. An identifying tape must be placed on top of the sand.
7. A minimum depth of 450mm cover is required in urban footways, grass margins, pedestrian ways, laneways and vehicular accesses; and a minimum depth of 750mm is required at road crossings or under roadways.
8. All sleeves to be in accordance with Section 11 and Appendix E of the "Construction Standards for Road and Street Works in Dublin City Council"

A.3.4

Client: SOPHIA HOUSING

Job Description: 25 UNITS AT ST. JOHN'S CONVENT RATHANGAN, Co. KILDARE

Status: INFORMATION

Drawing Title: PROPOSED PUBLIC LIGHTING LAYOUT

| Project No: | Drawing Ref: | Rev: |
|---|---|---|
| 20ME015 | ME–1000(C) | P2 |

| Date: | Scale: |
|---|---|
| 05/07/2023 | 1:250@A1 (1:500@A3) |

| Drawn By: | Checked By: | Approved By: |
|---|---|---|
| H.P. | B.C. | B.C. |


Hayes Higgins Partnership
Gas House Lane, Kilkenny.
E-mail
The Arches, Gas House Lane, Kilkenny (056) 7764710 (056) 7723223 info@hhp.ie
The Glass House, 11 Coke Lane, Smithfield, Dublin 7 (01) 6612321 admin@hayeshiggins.ie


© HAYES HIGGINS PARTNERSHIP

CADFILE: 20ME015–ME–1000.dwg